

# Blue Prism

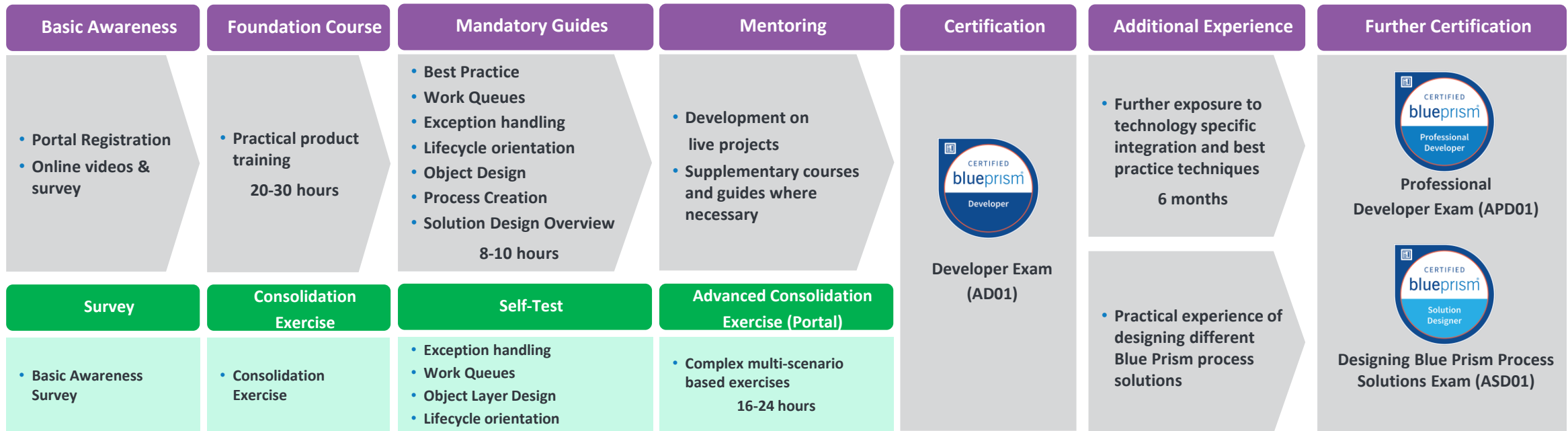
## Developer Certification Path

# Developer Certification Path

The role of the developer is to build Blue Prism solutions in accordance with the Solution Design documents and recommended Best Practices.

**Supplementary Courses**

- Introduction to Surface Automation: 1 day (self-learning)
- Surface Automation: 2 days (self-learning)



## Blue Prism Portal

Guides

VBOs

Templates

Further Product Training

Knowledge Base

User Forum

# Developer Certification Path

## Blue Prism Portal

### Guides

- Accessibility Mode
- Blue Prism Tiles
- Browser Automation
- Control Room and Queue Management
- Credential Manager
- Customer Support Procedure
- Dashboard
- Development Best Practice
- Environment and Session Variables
- Excel Automation
- Exception Handling
- Exception Screen Capture Function
- Expanding the SAP function library
- Extending Automations using .NET
- Extending the MS Excel VBO
- Functional Requirements Questionnaire (FRQ) Overview
- Guide to UIA
- Interfacing with PDF Documents
- Introducing Your Process to Live Data
- Java Automation
- Login Agent
- Logging Best Practice
- Mainframe Automation
- MAPIEx
- Object Design
- Process Creation
- Raising a Support Request
- Reading Text with OCR
- Release Manager
- Resource Pools and Groups
- SAP Integration
- Send Keys and Send Key Events
- Scheduler
- Solution Design Overview
- Surface Automation - Guide to Modifying Fonts
- Surface Automation of Terminal Emulators
- Using OLEDB
- Using the Blue Prism Mainframe Spy
- Vendor Mainframe Guides
- Version 6 - Quick Guide for Developers
- Work Queues
- Web Services

### VBOs (Portal)

- Blue Prism MAPIEx
- Centralised Email Manager
- Cyberark Simple VBO Example Interface
- Login Agent VBO
- MAPIEx VBO - HTML email
- Queue Reporting
- Utility - Date & Time Manipulation (Updated)
- Utility - Image Search
- Utility - XML

### VBOs (Distributed with Blue Prism Release)

- Active Directory
- Calendars
- Collection Manipulation
- Date & Time
- Encryption
- Environment
- File Management
- Foreground Locker
- HTTP
- Image Manipulation
- JSON
- Locking
- MAPIEx
- MS Excel
- MS Word
- Network
- Numeric Operations
- OLEDB
- POP3 & SMTP
- SQL Server
- Strings
- Web Services Oath 2.0
- Web Services REST

### Further Product Training

- Surface Automation – Basic Training (1 day self-study)
- Surface Automation – Advanced Training (2 days self-study)

### Templates

- Process Template 1
- Process Template 2
- Process Examples
- Business Object Templates

### Developer Support

- Knowledge Base
- User Forum
- Support Centre
- Helpdesk

# Developer Certification Path

## Basic Awareness

Online videos covering:

- Robotic Process Automation
- How Blue Prism Works

Link through to the Blue Prism Learning Management System (LMS) to take the Basic Awareness Survey

# Developer Certification Path

## Training and Mentoring

Self-learning Foundation Training covers the basics of Blue Prism development.

Concludes with a Consolidation Exercise that creates an end to end solution

Mandatory guides available from the Portal

## Assessment

Consolidation Exercise solution reviewed by local Lead Developer or Blue Prism.

Link through to the Blue Prism Learning Management System (LMS) to take the self-tests.

Each test contains 10 randomly drawn multiple choice questions.

# Developer Certification Path

## Certification

Once all the self-tests have been completed and following at least three months practical development experience a developer is prepared for the Developer Certification Exam

The exam is delivered online and consists of 60 multiple choice questions covering all development aspects within Blue Prism.

A score of 70% is required to pass with further awards for Merit and Distinction for those who score highly.

For more details see the Developer Certification Overview PDF on the Blue Prism Portal.

# Portal Registration

You will need an account on the Blue Prism Portal. Register at <https://portal.blueprism.com/>

**Intelligent Automation  
for a more human  
enterprise.**

You must login to use this site. ✕

### Login to the Blue Prism Portal

Username or email address. \*

Enter your username or email address  
[Forgotten your Username?](#)

Password \*

Enter the password that accompanies your username.  
[Forgotten your Password?](#)

**LOG IN**

Don't have an account? [Sign up here](#)

Contact [support@blueprism.com](mailto:support@blueprism.com) for any issues accessing the Portal  
[Blue Prism Online Services Terms & Conditions](#)

# Basic Awareness

Once your account has been created logon to the Portal at <https://portal.blueprism.com>. You can navigate to Basic Awareness via Learning – Basic Awareness

The screenshot shows the Blue Prism DX website. At the top right, there are links for 'SUPPORT TICKETS' and 'MY ACCOUNT'. The main navigation bar includes 'Home', 'Community', 'Products', 'ROM', 'Documents', 'Customer Support', 'Learning', 'Become a partner', and 'Request a PIR'. The 'Learning' link is highlighted with a red underline. Below the navigation bar, there is a large blue banner for 'Blue Prism DX' with the text 'Announcing an ecosystem of ideas delivering the power of choice' and 'Democratizing Intelligent Automation'. A red link 'EXPLORE BLUE PRISM DX >' is visible. On the right side, a dropdown menu is open under 'Learning', listing 'LMS', 'Basic Awareness', 'Surface Automation', 'Lifecycle Orientation', 'ACE', 'Certification', 'Guides', and 'ATK'. The 'Basic Awareness' option is highlighted in red. The background of the website features a photograph of a man sitting at a table in a meeting room, smiling.



# Basic Awareness

Review New Frontiers in Robotic Automation and How Blue Prism Works then click through to the Learning Management System (LMS) to take the Basic Awareness Survey

The screenshot shows the Blue Prism LMS interface. At the top right, there are links for 'SUPPORT TICKETS' and 'MY ACCOUNT'. The main navigation bar includes 'Home', 'Community', 'Products', 'ROM', 'Documents', 'Customer Support', 'Learning' (which is underlined), 'Become a partner', and 'Request a PIR'. Below the navigation bar is a dark blue header with the text 'Basic Awareness'. Underneath this header is a breadcrumb trail: 'HOME > LEARNING > Basic Awareness'. A row of action buttons is visible: 'VIEW' (highlighted with a white border), 'EDIT', 'DELETE', 'REVISIONS', and 'TRANSLATE'. The main content area contains the following text: 'The Basic Awareness section provides an introduction to the Blue Prism philosophy and an overview of the Blue Prism product plus associated Operating Model. Prior to completing the Basic Awareness survey, you are required to watch the following videos. For more details on developer accreditation programme please see the Developer Accreditation Path document. Once you have reviewed the Basic Awareness material please complete the [Basic Awareness Survey](#).' Below this text is a bulleted list of two links: 'New Frontiers In Robotic Automation' and 'How Blue Prism Works'.

# Learning Management System

Once inside the LMS select the Developer Certification Learning Plan in your course catalog



Blue Prism Developer Certification



Blue Prism Developer Certification

LP | 5 courses

PLAY

# Basic Awareness Survey

Your Learning Plan will show your progress through the Basic Awareness Survey and Self-Tests. Click though and take the Basic Awareness Survey.






🏠 > Learning Plan > Blue Prism Developer Certification

**BACK**

## Blue Prism Developer Certification

0% Developer Accreditation is a series of surveys and self-tests to support the developer accreditation path.

Current Activity: Basic Awareness Survey ^

|   |   |   |
|---|---|---|
| <br>Basic Awareness Survey<br>blueprism            | <a href="#">Basic Awareness Survey</a><br>E-Learning          | ⊞ |
| <br>Exception Handling Self-Test<br>blueprism      | <a href="#">Exception Handling Self-Test</a><br>E-Learning    | ⊞ |
| <br>Work Queues Self-Test<br>blueprism            | <a href="#">Work Queues Self-Test</a><br>E-Learning           | ⊞ |
| <br>Object Layer Design Self-Test<br>blueprism   | <a href="#">Object Layer Design Self-Test</a><br>E-Learning   | ⊞ |
| <br>Lifecycle Orientation Self-Test<br>blueprism | <a href="#">Lifecycle Orientation Self-Test</a><br>E-Learning | ⊞ |

# Self Tests

The LMS will also host the self-tests. You can link through from the Learning menu

The screenshot shows the Blue Prism website interface. At the top right, there are links for 'SUPPORT TICKETS' and 'MY ACCOUNT'. The main navigation bar includes 'Home', 'Community', 'Products', 'ROM', 'Documents', 'Customer Support', 'Learning', 'Become a partner', and 'Request a PIR'. The 'Learning' menu is open, displaying options: 'LMS', 'Basic Awareness', 'Surface Automation', 'Lifecycle Orientation', 'ACE', 'Certification', 'Guides', and 'ATK'. The 'Basic Awareness' page is active, showing a breadcrumb trail 'HOME > LEARNING > Basic Awareness' and a toolbar with 'VIEW', 'EDIT', 'DELETE', 'REVISIONS', and 'TRANSLATE' buttons. The page content includes an introductory paragraph, a requirement to watch videos before the survey, and a link to the 'Basic Awareness Survey'. A list of links is provided at the bottom of the page.

**Basic Awareness**

HOME > LEARNING > Basic Awareness

VIEW EDIT DELETE REVISIONS TRANSLATE

The Basic Awareness section provides an introduction to the Blue Prism philosophy and an overview of the Blue Prism Operating Model, plus associated Operating Model.

Prior to completing the Basic Awareness survey, you are required to watch the following videos. For more information on the Developer Accreditation programme please see the Developer Accreditation Path document.

Once you have reviewed the Basic Awareness material please complete the [Basic Awareness Survey](#).

- [New Frontiers In Robotic Automation](#)
- [How Blue Prism Works](#)

# Learning Management System

Your Learning Plan will show your progress through the Basic Awareness Survey and Self-Tests. The self-tests can be taken as many times as you like. They are for your benefit. The scores are not recorded. Each test draws from a pool of questions that will test your understand of some of the key post-Foundation mandatory learning.

The screenshot displays the Blue Prism Learning Management System interface. On the left is a dark blue sidebar with a menu icon, a search icon, and a user profile icon. The main content area features a 'BACK' button at the top left. Below it is a progress indicator showing '60%' completion for 'Blue Prism Developer Certification', with a sub-description: 'Developer Accreditation is a series of surveys and self-tests to support the developer accreditation path.' A 'Current Activity: Object Layer Design Self-Test' section is highlighted. Below this, a list of activities is shown, each with a small icon, a title, a description, and a status icon (green checkmark for completed, yellow circle with arrow for in progress, and grey circle with arrow for not started).

| Activity                        | Description | Status      |
|---------------------------------|-------------|-------------|
| Basic Awareness Survey          | E-Learning  | Completed   |
| Exception Handling Self-Test    | E-Learning  | Completed   |
| Work Queues Self-Test           | E-Learning  | Completed   |
| Object Layer Design Self-Test   | E-Learning  | In Progress |
| Lifecycle Orientation Self-Test | E-Learning  | Not Started |

# Learning Management System

On your home page scroll down to below your learning catalogue and you will see the additional training that is available. These curriculums are **not** represented on the Developer Certification exam but you can enrol on other learning plans for non-technical learning and to discover more about Blue Prism and RPA



## Blue Prism Learning: Non-Technical Stream

Proposition, Robotic Operating Model, Competitive Landscape



## Blue Prism Learning: Non-Technical Stream

LP | 5 courses

ENROLL



## Discover Blue Prism



## Discover Blue Prism

E-Learning

★★★★★ 5

ENROLL

# Further information

Please contact Education Services on [training@blueprism.com](mailto:training@blueprism.com) if additional information is required

®Blue Prism is a registered trademark of Blue Prism Limited